

TANTRUM



*Sonoma*  
TILEMAKERS



PHOTO: CURRANT, ANTIQUE BRONZE, EARTH

# TANTRUM

GLASS WITH AN  
ATTITUDE

## DECORATIVE TILES



2" X 2" BLISS\*



2" X 2" ECHO\*



2" X 2" MALA\*



2" X 2" MIRAVAL\*

\* AVAILABLE TO ORDER INDIVIDUALLY OR BY THE SHEET.



ILLUSION 1/2" X 8"



YIN YANG 3/4" X 8 3/4"



ESCAPE 1 1/2" X 8"



SIMPLICITY 1/2" X 8"



ZEN 1" X 8"



RHYTHM 1 3/4" X 8"



BLINK 5/8" X 8"



DIVINE 1" X 8"



HARMONY 2" X 8"



GROOVIN 3/4" X 8"



JAYATA 1" X 8"



SPIRIT 3" X 8"



SAMSARA 3/4" X 8"



IMMINENCE 1 1/4" X 8"



NAMASTE 3/4" X 8"



GOOD VIBE 1 1/4" X 8 1/2"



BALANCE 3" X 6"



## FIELD TILES



2" X 2" FIELD\*



2" TRIANGLE



3" TRIANGLE



2" X 4" FIELD\*  
FINISH END PIECES AVAILABLE



4" X 4" FIELD



4" TRIANGLE

LIMITED ONLY BY YOUR  
**IMAGINATION,**  
TANTRUM TRANSFORMS ANY LIVING SPACE...

## FIELD AND DECOS (BY THE SHEET)



2" X 2"\*




2" X 2" BLISS\*



2" X 2" ECHO\*



2" X 4"\*



2" X 2" MIRAVAL\*



2" X 2" MALA\*

\* AVAILABLE TO ORDER INDIVIDUALLY OR BY THE SHEET.

# MOSUPREMA

SHEET MEASUREMENTS VARY DEPENDING ON PATTERN



1" X 1"



1" X 2" BRICK BROKEN JOINT  
ALSO AVAILABLE IN STRAIGHT JOINT



1" X 2" BRICK HERRINGBONE



RHOMBOID



1" X 2" ARCH BROKEN JOINT  
ALSO AVAILABLE IN STRAIGHT JOINT



1" X 2" ARCH HERRINGBONE

# SLIVERS

SHEET MEASUREMENTS VARY DEPENDING ON PATTERN



SOLO  
FINISH END PIECES AVAILABLE



DUO  
FINISH END PIECES AVAILABLE



# COLOR PALETTE



TWEED




HEMP



EUCALYPTUS




GREEN TEA



RIVER




EARTH



TEE KEE GREEN



TAZO




WATERFALL



VIKING BLUE



BLUE BAYOU



AQUA




TORTOLA




BAMBOO



ZYDECO BLUE



SKY BLUE



CANYON RED



MOONDANCE



RAFFIA



PEWTER



BURNT AMBER



BRAHMA GOLD



STRAW



ADobe



SAKE



BLACK ONYX

# TANTRUM

## SUGGESTED APPLICATIONS

- Walls
- Bathrooms
- Steam Showers
- Pools (except in freeze-thaw areas)
- Exterior areas including freeze-thaw

## KEY USAGE & INSTALLATION NOTES

- Cut Tantrum with a thin diamond blade, not a tile/brick blade
- Use crazy glue on cut line to help hold in glass freed from cut
- Seal tile prior to grouting with a sealer or grout release. This will ease the clean-up process
- Immediately clean excess grout from the surface as work progresses
- Rinse thoroughly with clean water, changing water frequently
- See STM Tech Info at [sonomatilemakers.com](http://sonomatilemakers.com) for more info

## ASTM RESULTS

TEST	TYPE OF TEST	RESULTS
#C650	Chemical Resistance	No affect, 24 hour duration. Exception is very strong acidic cleaning solutions
#C1026	Freeze-Thaw	No affect, 15 cycles



*"Greener Every Day"*

We hand craft our tile in the California Wine Country. From the moment we remove the clay from the earth to the time it is installed as beautiful, sustainable tile – our practices respect the planet, our hometown, our employees and our clients. We are committed to eliminating waste from our production process, utilizing clean energy practices and protecting the environment.

- Our clay is consciously excavated in the USA – we utilize every bit of it.
- We produce over 150 colors and finishes comprised of natural minerals. **Our glazes are 100% lead-free and non-toxic**
- We have over 180 solar panels on the roof of our factory building. We are the largest **solar energy** manufacturer in our hometown of Windsor, CA
- We continually invest in state-of-the-art machinery to maximize energy efficiency
- We utilize a sophisticated dust collection system throughout our factories for healthier air
- We have partnered with **CarbonFund.org** to offset the carbon produced from shipping our product
- **Our shipping boxes are compliant with the Sustainable Forestry Initiative.** They are made with a minimum of 70% post and pre-consumer recycled materials and are printed with soy-based inks
- We recycle all paper, plastic, cardboard, styrofoam boxes and wooden pallets in every department

## HANDCRAFTED CHARACTERISTICS

Variation in shade, color and size is inherent in Tantrum and is one of the natural characteristics that defines the beauty of these tiles. The tiles finally purchased will vary from both the catalog illustrations and samples. See STM Tech Info at [sonomatilemakers.com](http://sonomatilemakers.com) for further information on application and installation guidelines for Tantrum.

## INSPECTION AND INSTALLATION

Always inspect your tiles before they are installed, as installation of material constitutes acceptance. Any questions as to acceptability must be resolved before installation. Sonoma Tilemakers is in no way responsible for the installation of our tiles or thereafter. The responsibility for correct installation rests with the end user.

COVER PHOTO: SOLO SLIVERS IN GREEN TEA