



www.glasstile.com

ELEVATIONS®

Copyright 2013© Oceanside Glasstile | All Rights Reserved.
IMAGES SHOWN MAY NOT BE USED WITHOUT THE EXPRESSED WRITTEN
PERMISSION OF OCEANSIDE GLASSTILE
Product: Apex Pewter Iridescent
Piece Item #: 93070



OCEANSIDE
GLASSTILE.

FIELD SIZES

The Elevations Collection is a large format, 5" modulating tile. The flat field, dimensional field, decos, liners and trim are sold by the piece. All sizes nominal.



2 1/2" x 2 1/2" (63 x 63mm)
Shown in Platinum Irid



2 1/2" x 5" (63 x 127mm)
Shown in Platinum Irid



5" x 5" (127 x 127mm)
Shown in Platinum Irid



1 1/4" x 10" (32 x 254mm)
Shown in Platinum Irid



2 1/2" x 10" (63 x 254mm)
Shown in Platinum Irid



5" x 10"* (127 x 254mm)
Shown in Pewter Irid



10" x 10"* (254 x 254mm)
Shown in Pewter Irid

LINERS

Liners shown in Platinum Irid.
All pieces sold separately.
All sizes nominal.



Absolute
5/8" x 9 3/4" (19 x 248mm)



Mirage
2 3/8" x 9 3/4" (60 x 248mm)



Freehand
2 3/8" x 9 3/4" (60 x 248mm)

DECORATIVE FIELD

Decorative shown in Pewter Irid.
All pieces sold separately.
All sizes nominal.



Bamboo Grove*
4 7/8" x 7 1/8" (124 x 181 mm)
Shown in Pewter Irid



Cherry Blossom*
4 7/8" x 7 1/8" (124 x 181 mm)
Shown in Pewter Irid

Bamboo Grove, Cherry Blossom, 5x10 (127 x 254mm) and 10x10 (254 x 254mm) field sizes are available in select color as with an asterisk () on pages 5-8.

DIMENSIONAL FIELD

Dimensional field and liners shown in Platinum Irid. All pieces sold separately. All sizes nominal.




Mini Extrados
1 1/4" x 5" (32 x 127mm)



Pendulum
1 1/4" x 5" (32 x 127mm)




Extrados
1 1/4" x 10" (32 x 254mm)



Stratus
9 5/8" x 4 3/4" (244 x 121mm)
Shown in Platinum Irid



Shown in Stratus Set in Shadow Irid, Shadow Matter,
Shadow Non-Irid, Pewter Irid
PHOTO: Chipper Hatter




2.5 x 10 (63 x 254mm) in Platinum Irid
Absolute Liner in Black Non-Irid
Mini Extrados in Platinum Irid
Muse Collection: Prose Pattern Custom Blend of Platinum Irid, Non-Irid and Matte, and Shadow Irid and Matte.
Casa California Collection: Bamboo Liner Black Non-Irid
PHOTO: Chipper Hatter

DIMENSIONAL FIELD SIZES Continued...

Dimensional field sizes can be arranged into various patterns to create a unique and beautiful space.
Be inspired by the inherent movement and texture that these pieces have to offer.



Tango
4 3/4" x 4 7/8" (120 x 124mm)
Shown in Platinum Irid




Flight
7 7/8" x 4" (200 x 101mm)
Shown in Platinum Irid



Apex
9 5/8" x 3 1/8" (244 x 79mm)
Shown in Platinum Irid


Shown in Oxygen Irid



Shown in Platinum Irid



Shown in Pewter Irid



Crescent
2 1/2" x 2 1/2" (63 x 63mm)
Shown in Platinum Irid




Pleats
2 1/2" x 2 1/2" (63 x 63mm)
Shown in Platinum Irid

Four-piece Configurations



Shown in Pewter Irid and Black Non-Irid

Four-piece Configurations



Shown in Pewter Irid and Black Matte

ELEVATIONS

COLOR PALETTE



Cane #006



Harvest #008



Amber #009



Cane #106




Harvest #108



Amber #109



Cane #306



Harvest #308



Amber #309



Canary #012



Equator #037



Olive #038



Canary #112




Equator #137



Olive #138



Canary #312



Equator #337



Olive #338

 Recycled glass content varies by color. For detailed information visit www.glasstile.com

IRIDESCENT



Henna #010



Truffle #052



Red #077

NON-IRIDESCENT



Henna #110




Truffle #152



Red #777


MATTE



Henna #310



Truffle #352



Red #377

IRIDESCENT



Platinum #046



Shadow #051



Pewter #047*

NON-IRIDESCENT



Platinum #146



Shadow #151



Black #150*

MATTE



Platinum #346



Shadow #351



Black #350*

IRIDESCENT ONLY



Sandstone #005*



Bronze #048*



Incense #957*



Rainbow #049*

*Bamboo Grove, Cherry Blossom, 5x10 (127 x 254mm) and 10x10 (254 x 254mm) field sizes are only available in these select colors.

ELEVATIONS

COLOR PALETTE



White #001*



Oxygen #007



Clear #000



White #101*



Oxygen #107



Clear #100



White #301*



Oxygen #307



Clear #300



Tide #035



Tropical Reef #042



Tahoe #028



Tide #135



Tropical Reef #142



Tahoe #128



Tide #335



Tropical Reef #342



Tahoe #328



Pearl #002*



Fleet Blue #027



Pacific #024



Tourmaline #926*



Moonstone #102*




Fleet Blue #127



Pacific #124




Moonstone #302*



Fleet Blue #327




Pacific #324



Aqua #025




Bondi #032



Cobalt #029




Sapphire #030*



Aqua #125




Bondi #132



Cobalt #129



Sapphire #130*



Aqua #325



Bondi #332



Cobalt #329



Sapphire #330*

*Bamboo Grove, Cherry Blossom, 5x10 (127 x 254mm) and 10x10 (254 x 254mm) field sizes are only available in these select colors.



CURBSIDE TO OCEANSIDE

Our products are beginning a new life after serving as things like juice containers, pickle jars and Corona bottles. The glass has been sorted, cleaned and crushed to precise specifications. The recycled glass is combined with raw materials that have been filtered through extensive quality assurance processes. All in all, we are working responsibly to bring you an “up-cycled” product with an absolute commitment to sustainable practices.

LEED CERTIFICATION

Oceanside Glasstile uses more than two million pounds of bottle glass from curbside recycling programs each year. Increased use of recycled materials is a criterion in our ongoing manufacturing improvements that we are able to collaborate on with our glass art center (manufacturing plant), which is just 10 minutes south of the U.S. border. These two elements lend to LEED Points: MRC 4, 4.1 and 4.2 (pertaining to recycled content) and MRC 5, 5.1 and 5.2 (pertaining to location). Artisan heritage dating to the 1960's is wed with two decades of pioneering the green market, the result being authentic design coupled with sustainable manufacturing.

DEDICATED SERVICES

As the manufacturer of such distinctive lines of tile, we stand behind our products with unwavering confidence. Being an innovation leader and expert in glass tile manufacturing we understand the importance of providing the most comprehensive service in order to support your architectural project. We offer the most dedicated and knowledgeable technical services support in the industry. Our team has developed detailed installation instructions that are backed up with personal guidance for both contractors and homeowners at any stage of the construction process. From the original inspiration to the final installation, Oceanside Glasstile delivers seamless service for a gratifying tile experience as you fulfill your own design dreams.

Feel free to contact our Technical Support team at 877-648-8222 or e-mail at techsupport@glasstile.com.

NOT ALL GLASS IS CREATED EQUAL


Machine made products from overseas proliferate the market, but there are many aesthetic differences between seemingly similar mosaics. Consider these:

Does the surface finish have iridescence that is an inconsistent “oil slick”, or does it possess a natural, flowing character?

Does the face of the tile have striated lines that will make it difficult to clean?

Do the backs of the mosaics have an indentation that shows through the tile?

Finally, the most important quality is one that cannot be seen by the naked eye. If the glass is not properly cooled (annealed) during manufacturing, it will have a latent stress that can cause cracking or other failures down the road. At Oceanside Glasstile, we do not cut corners or remove steps. We believe beauty and durability go hand-in-hand with the utmost product quality that protects your lasting investment.



RECOMMENDED APPLICATIONS AND TEST RESULTS

RECOMMENDED APPLICATIONS :: ELEVATIONS				TEST RESULTS :: ELEVATIONS					
Location		Irid	Non-Irid	Matte	TEST#	Test Name	Irid	Non-Irid	Matte
WALLS	Interior	•	•	•	C1028	Static Coefficient of Friction	Dry = .76 Wet = .48	Dry = .81 Wet = .36	Dry = .77 Wet = .65
	Exterior	•	•	•					
FLOORS	Interior	•		•	ISO 10545-4	Breaking Strength Modulus of Rupture	≥ 1500 N ≥ 35 N/mm ²		
	Exterior	•		•	C424	Crazing Resistance	No Affect, 1 Cycle @150 PSI		
COUNTERTOPS	Powder Room	•	•	•	C650	Chemical Resistance	No Affect		
	Kitchen	•		•	C373	Water Absorption	<.5%, Impervious		
*SUBMERGED		•	•	•	C1026	Freeze - Thaw Resistance	PASS		
FLOOR USAGE LEVEL		Heavy Residential	Not Recommended	Light Commercial					

NOTE:
Irid = Iridescent,
Non-Irid = Non-Iridescent

Heavy Residential:
Residential flooring areas that are subject to normal footwear traffic with occasional amounts of abrasive soil. Some examples would be: halls, kitchens and corridors.

Light Commercial:
Non-industrial, commercial flooring areas that are subject to normal footwear traffic (less than 50 people per hour) with occasional amounts of abrasive soil. Some examples would be: boutique showrooms and corporate office spaces.

* Tiles with any edge longer than 5" are not recommended for submerged applications, e.g. pools, spas and water features.

RECYCLED CONTENT

All Oceanside Glasstile is made primarily from silica sand, an abundant natural resource, with many colors also containing recycled content that may include pre-consumer* and/or post-consumer** recycled bottle glass from curbside recycling programs. See the chart below for specific content by color.

* Pre-consumer materials are generated during our manufacturing process and may consist of scrap and trimmings that were never used in the consumer market.

** Post-consumer material is an end product that has completed its life cycle as a consumer item and would otherwise have been disposed of as a solid waste. Oceanside Glasstile's post-consumer material is recycled bottle glass (cullet) from curbside recycling programs.

MONOCHROMATIC COLORS											
Color Name	Pre-Consumer*	Post-Consumer**	Total Recycled Content	Color Name	Pre-Consumer*	Post-Consumer**	Total Recycled Content	Color Name	Pre-Consumer*	Post-Consumer**	Total Recycled Content
AMBER	30%	0%	30%	FLEET BLUE	30%	0%	30%	RAINBOW	98%	0%	98%
AQUA	30%	0%	30%	HARVEST	30%	0%	30%	RED	55%	0%	55%
BLACK	98%	0%	98%	HENNA	30%	0%	30%	SANDSTONE	30%	20%	50%
BONDI	15%	82%	97%	INCENSE	98%	0%	98%	SAPPHIRE	40%	40%	80%
BRONZE	98%	0%	98%	MOONSTONE	30%	20%	50%	SHADOW	30%	0%	30%
CANARY	0%	30%	30%	OLIVE	30%	0%	30%	TAHOE	30%	0%	30%
CANE	30%	0%	30%	OXYGEN	30%	0%	30%	TIDE	15%	82%	97%
CLEAR	30%	0%	30%	PACIFIC	30%	40%	70%	TOURMALINE	98%	0%	98%
COBALT	15%	82%	97%	PEARL	30%	20%	50%	TROPICAL REEF	15%	82%	97%
EQUATOR	30%	0%	30%	PEWTER	98%	0%	98%	TRUFFLE	30%	40%	70%
				PLATINUM	30%	40%	70%	WHITE	30%	0%	30%

BLENDS											
Blend Name	Pre-Consumer*	Post-Consumer**	Total Recycled Content	Blend Name	Pre-Consumer*	Post-Consumer**	Total Recycled Content	Blend Name	Pre-Consumer*	Post-Consumer**	Total Recycled Content
BEACH BLONDE	30%	13%	43%	ESCAPE	30%	0%	30%	PUGET SOUND	30%	0%	30%
BLUE EYES	30%	30%	60%	FRONTIER	30%	7%	37%	RAVE	65%	18%	83%
BOSSANOVA	32%	30%	62%	ICE TEA	30%	0%	30%	SPRING FLING	15%	15%	30%
BREATHE	20%	55%	75%	INDIGO	8%	61%	69%	SUEDE	30%	0%	30%
CANDLELIGHT	30%	13%	43%	LAGOON	28%	69%	97%	SUMMER ISLE	30%	0%	30%
CINNABAR	30%	0%	30%	MENDOCINO	30%	0%	30%	SUNDOWNER	24%	33%	57%
COOL WATERS	26%	31%	57%	MERINGUE	15%	15%	30%	SULTRY	30%	20%	50%
COPPER TONE	53%	0%	53%	MOROCCAN DESERT	98%	0%	98%	TAPENADE	30%	16%	46%
CRÈME BRÛLÉE	30%	7%	37%	NORTHERN LIGHTS	98%	0%	98%	TIGER'S EYE	30%	30%	60%
CRYSTALS	32%	30%	62%	OBSDIAN	64%	0%	64%	TORTOISESHELL	30%	27%	57%
CYPRESS BAY	15%	82%	97%	PAMPER	30%	0%	30%	VEIL	30%	0%	30%
DISCO INFERNO	49%	27%	76%	PALOMA	30%	13%	43%	WHISPER	30%	26%	56%
ENCHANTMENT	53%	0%	53%	PROMISE	30%	8%	38%				