

WORK CREATE, RE-USE.

U.S.A.

CONCRETE

PROVENZA



FANGO SAND


CONCRETE



CALCE WHITE

Il cemento
esplosione
con tutta la mia FORZA

MALTA GREY



CALCE WHITE

945EOP
45x90 - 17^{11/16}"x35^{7/16}"
Lappato





eleganza



FANGO SAND

635E3R
30x60 - 11¹³/₁₆"x23⁵/₈"
Naturale



MALTA
GREY

WORK
CREATE,
RE-USE.



MALTA GREY

605E8R
60x60 - 23⁵/₈"x23⁵/₈"
Naturale



MALTA GREY

635E8R
30x60
11¹³/₁₆"x23⁵/₈"
Naturale

1305E8R
30x30
11¹³/₁₆"x11¹³/₁₆"
Naturale

RE-USE CONCRETE

Colori


Colours



CALCE WHITE



FANGO SAND



MALTA GREY

Formati / Finiture

Sizes




45x90 - 17¹¹/₁₆"x35⁷/₁₆"
Naturale Rett.

945E0R CALCE WHITE
945E3R FANGO SAND
945E8R MALTA GREY

Lappato

945E0P CALCE WHITE
945E3P FANGO SAND
945E8P MALTA GREY



60x60 - 23⁵/₈"x23⁵/₈"
Naturale Rett.

605E0R CALCE WHITE
605E3R FANGO SAND
605E8R MALTA GREY

Lappato

605E0P CALCE WHITE
605E3P FANGO SAND
605E8P MALTA GREY



30x60 - 11¹³/₁₆"x23⁵/₈"
Naturale Rett.

635E0R CALCE WHITE
635E3R FANGO SAND
635E8R MALTA GREY

Lappato

635E0P CALCE WHITE
635E3P FANGO SAND
635E8P MALTA GREY



CALCE WHITE

Hospico

30x30 - 11¹³/₁₆"x11¹³/₁₆"



I305E0R
CALCE WHITE



I305E3R
FANGO SAND



I305E8R
MALTA GREY

Pezzi Speciali

Trims



GRADONE

33x60x4,5x3,5 - 12¹⁵/₁₆"x23⁵/₈"x1³/₄"x1³/₈"

715E0RG CALCE WHITE
715E3RG FANGO SAND
715E8RG MALTA GREY



ANGOLARE

33x33x4,5x3,5 - 12¹⁵/₁₆"x12¹⁵/₁₆"x1³/₄"x1³/₈"








725E0RA CALCE WHITE
725E3RA FANGO SAND
725E8RA MALTA GREY

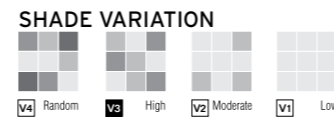


BATTISCOPA

7,3x60 - 2⁷/₈"x23⁵/₈"

955E0R CALCE WHITE
955E3R FANGO SAND
955E8R MALTA GREY

CARATTERISTICHE TECNICHE Technical Features		NORMA Standard	VALORI Value RE-USE CONCRETE
 PLANARITÀ Warpage		UNI EN ISO 10545/2	± 0,26%
		ASTM C485 Warpage	
		Calibrated ± 0,75% (max ± 0,09 in)	-
	Rectified ± 0,40% (max ± 0,05 in-size ≤ 60cm) (max ± 0,07 in-size > 60cm)		± 0,25% (max ± 0,05 in-size ≤ 60cm) (max ± 0,07 in-size > 60cm)
 ASSORBIMENTO D'ACQUA - Valore medio in % Water absorption		UNI EN ISO 10545/3 ASTM C373	Conforme Compliant
 RESISTENZA ALLA FLESSIONE Flexural strength FORZA DI ROTTURA Breaking strength		UNI EN ISO 10545/4 UNI EN ISO 10545/4 ASTM C648	≥ 50 N/mm ² ≥ 2000 N 700
 RESISTENZA AL GELO Frost resistance		UNI EN ISO 10545/12 ASTM C1026	Conforme Unaffected
 RESISTENZA CHIMICA ad alte e basse concentrazioni di acidi e basi Chemical resistance to high and low acid and basic concentrations		UNI EN ISO 10545/13 ASTM C-650	GA - GLA - GHA Unaffected
 RESISTENZA ALLE MACCHIE Stain resistance		UNI EN ISO 10545/13 CTI 81-7D	5 No Evident Variation
 COEFFICIENTE DI ATTRITO Slip level		DIN 51130 DIN 51097 ASTM C1028 B.C.R.A.	NATURALE R11 C (A+B+C) Dry/Wet ≥ 0,60 ≥ 0,40 LAPPATO R9 A - -



IMBALLI E PESI . PACKING AND WEIGHT

ARTICOLO ITEM	FORMATO SIZE	SPESSORE THICKNESS mm.	PZ. XMQ. PIECES X SQM	PZ. X SCAT. PIECES X BOX	MQ. X SCAT. SQM X BOX	PESO X SCAT. WEIGHT X BOX	SCAT. X PAL. BOXES X PAL.	MQ. X PAL. SQM X PAL.	PESO X PAL. WEIGHT X PAL.
945E_R	45x90	10,5	2,47	3	1,22	28,70	30	36,60	861
945E_P	45x90	10,5	2,47	3	1,22	28,70	30	36,60	861
605E_R	60x60	10,5	2,78	3	1,08	25,00	36	38,88	900
605E_P	60x60	10,5	2,78	3	1,08	25,00	36	38,88	900
635E_R	30x60	10,5	5,56	6	1,08	25,00	40	43,20	1000
635E_P	30x60	10,5	5,56	6	1,08	25,00	40	43,20	1000
MOSAICO I305E_R	30x30	10,5	11,11	5	0,45	7,50	84	37,80	630



PROVENZA

a brand of EMILCERAMICA S.p.A.
Via Ghiarola Nuova, 29. 41042 Fiorano Modenese (MO) . Italia
Tel +39 0536 835111 . Fax Italia +39 0536 927626 . Fax Estero +39 0536 927627
info@emilceramicagroup.it - www.ceramicheprovenza.com

